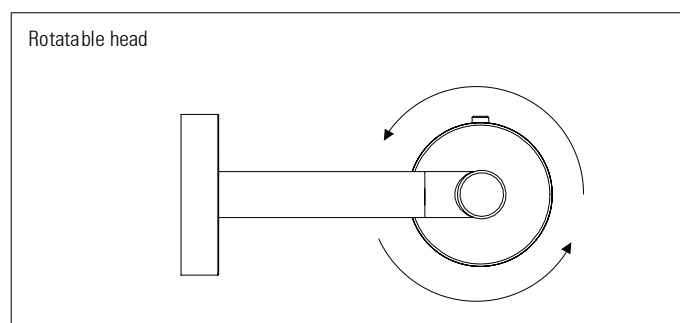
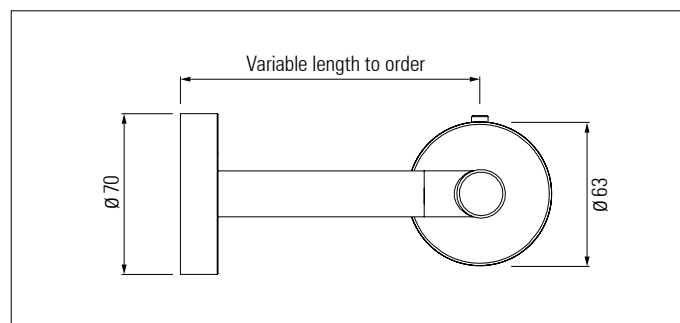
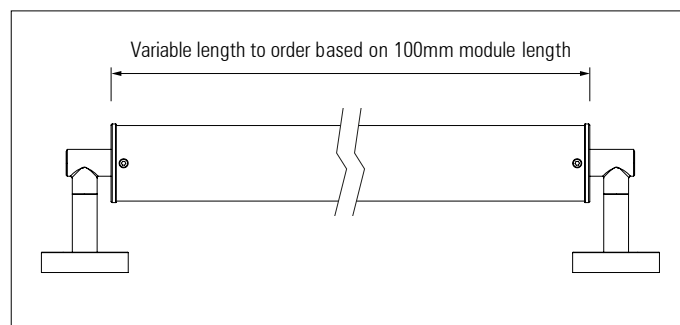


## Tube light System IP65

Surface mount brackets with arms

Exterior LED linear tube lighting system



### Tube light System IP65

Exterior LED linear tube lighting system

#### Product description:

The Radiant Tube Light system has been developed for use in a wide variety of interior and exterior lighting applications where an enclosed linear line of light is required

The brackets allow the head to rotate around the major axis allowing wall grazing and washing effects to be achieved

The lighting head can be fitted with a variety of light engine types and optics providing both diffuse and focused distributions to give complete control of the lit effect

A self-locking adjustable angle mounting bracket ensures that correct aiming angle is maintained once set. The angle can easily be adjusted using an Allen key

Either Cree XPE, XPG or XQE LEDs with Ledil Liarisa lenses, or a medium power LED light engine using Osram, Samsung or Luminus LEDs with a linear lens

Integral DC to DC low voltage linear drivers. Remote 30V DC power supply

30 Watts per Mtr

Custom lengths based on a 100 mm module up to 2.5 Mtrs

Dimming options available: 1-10V, DMX and DALI. Separate dimming channel

\* RGB, RGBW, RGBA and Dynamic-white options do not use a colour mixing lens

Up to 2,000 Lumens per Mtr

Product Code	No. of LEDs per mtr.	IP	Length (mm)	LED Type	Optics	Colour Temp. (K)	CRI	Tube finish	Coloured gel	Bracket finish
TUBE LIGHT IP65	62 LEDs per Mtr: 16mm pitch	65	200mm -increments of 100mm up to- 2,500mm	0.3W LEDs: Osram Samsung Luminus	120°  Linear lens	27=2,700k 30=3,000k 35=3,500k 40=4,000k 45=4,500k 50=5,000k * RGB * RGBW * RGBA * Dynamic white	80 90	Clear Frosted Opal	Sky blue Royal blue Lavender Pink Purple Red Orange Green Yellow Candlelight	Powder coat: Black White Any RAL colour  Anodized: Black White Silver